



Jobspeak

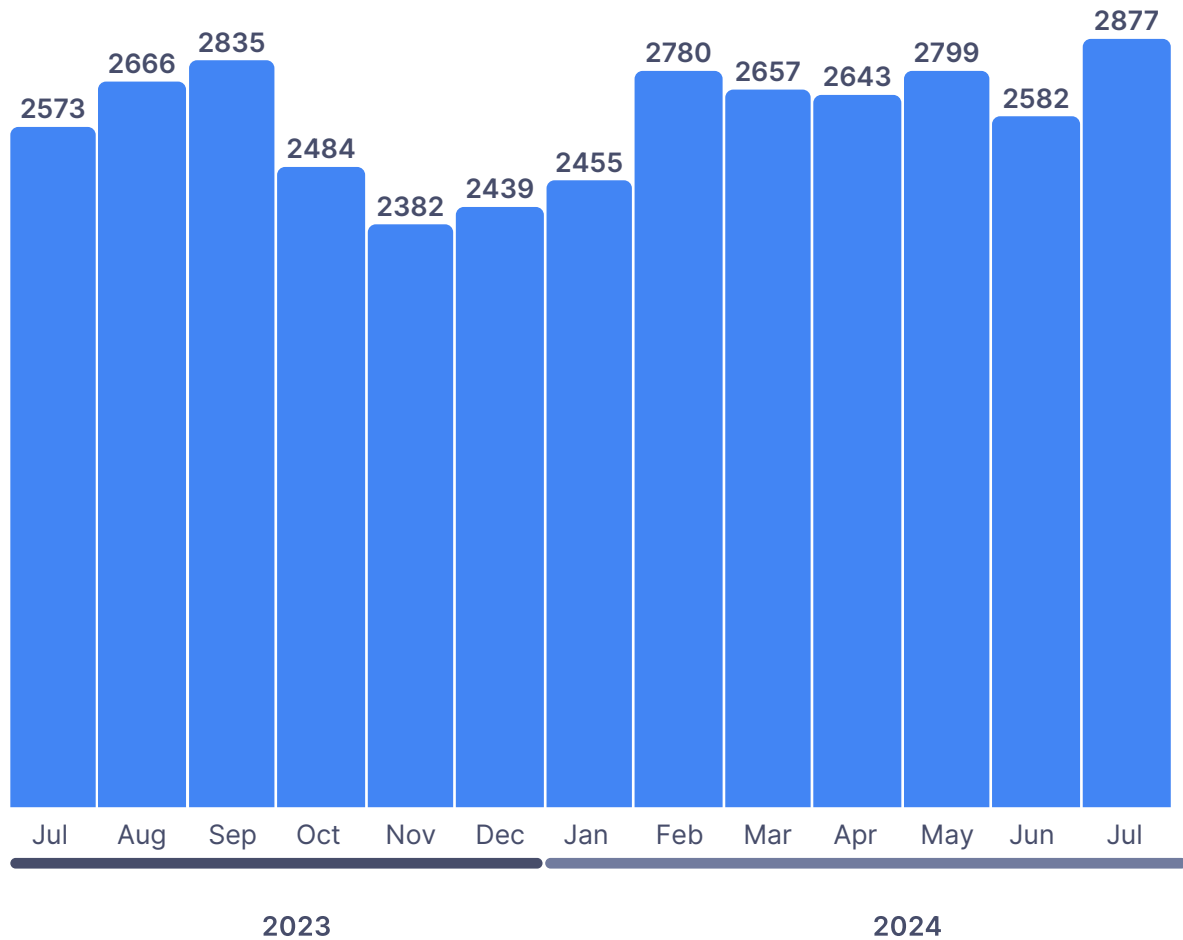
July, 2024

In-depth hiring trends by
city, industry & experience



Naukri JobSpeak for July shows 12% increase in hiring activity; positive growth seen across sectors

Overall Hiring Trends



- The Naukri JobSpeak Index, India's leading indicator of white-collar hiring activity, grew to **2877** points in July 2024, registering a notable **12% YoY increase** vs July 2023 and an **11% MoM** sequential increase compared to June 2024.
- Most sectors reported healthy double digit growths, with **Pharma/Biotech (26%)**, **FMCG (26%)**, **Real Estate (23%)**, and **AI-ML (47%)** leading the way.
- However, it is worth noting that some of the goodness could be due to an impacted base of July'23, which saw an atypical dip in Index value on account of IT sector's woes.

The robust 12% growth in hiring activity is a much-awaited, encouraging sign for this financial year. This is the first month this year that we have seen positive growth, and the fact that it's secular, cutting across sectors and geographies, makes it truly promising. This broad-based, positive shift could potentially be the onset of an upcycle in the Indian white-collar job market.




Dr. Pawan Goyal

Chief Business Officer, Naukri

HIRING TRENDS BY INDUSTRIES

- The Pharma/Biotech sector recorded a substantial 26% YoY increase, with Baroda (61%) and Hyderabad (39%) driving the surge. Key roles within Pharma like Sales & Business Development and Procurement & Supply Chain saw a 42% rise in hiring.
- Hiring in FMCG sector grew by 26%, led by Bangalore (52%) and Kolkata (43%), with Marketing and Communication roles in FMCG experiencing a remarkable 57% increase.
- Global Capability Centers (GCC) saw a 12% YoY increase, driven by hiring in Delhi-NCR (32%) and Hyderabad (29%).



Growth Trends: July'24 vs July'23

| Industry | Jul'23 | Aug'23 | Sep'23 | Oct'23 | Nov'23 | Dec'23 | Jan'24 | Feb'24 | Mar'24 | Apr'24 | May'24 | Jun'24 | Jul'24 | Y-O-Y Growth% |
|---|--------|--------|--------|--------|--------|--------|--------|--------|--------|--------|--------|--------|--------|---------------|
| Auto/Auto Ancillary | 1193 | 1173 | 1270 | 1188 | 1114 | 1195 | 1158 | 1323 | 1232 | 1294 | 1324 | 1274 | 1356 | ↑ +14% |
| Banking/Financial Services/Broking | 3261 | 3533 | 4817 | 4014 | 3989 | 3876 | 3916 | 4260 | 3858 | 3890 | 4214 | 3705 | 4152 | ↑ +27% |
| BPO/ITES | 2036 | 2085 | 1952 | 2179 | 2054 | 1872 | 1939 | 2157 | 2264 | 2181 | 2195 | 1961 | 2157 | ↑ +6% |
| Education/Teaching/Training | 4561 | 4773 | 4772 | 4274 | 4145 | 4614 | 4730 | 4991 | 5146 | 4644 | 4842 | 4550 | 4750 | ↑ +4% |
| FMCG/Foods/Beverage | 1694 | 1769 | 1683 | 1838 | 1782 | 1942 | 1925 | 2088 | 2016 | 2133 | 2196 | 2011 | 2136 | ↑ +26% |
| Hotels/Restaurants/Airlines/Travel | 1519 | 1736 | 2025 | 1675 | 1581 | 1639 | 1620 | 1662 | 1801 | 1877 | 1872 | 1642 | 1695 | ↑ +12% |
| Insurance | 1775 | 1779 | 2387 | 2627 | 2386 | 2378 | 2295 | 2745 | 2514 | 2361 | 2450 | 2106 | 2519 | ↑ +42% |
| IT-Software/Software Services | 3187 | 3278 | 2989 | 3302 | 3349 | 3210 | 3233 | 3748 | 3501 | 3456 | 3630 | 3341 | 3713 | ↑ +17% |
| Medical/Healthcare/Hospital | 5500 | 5758 | 6456 | 5957 | 5686 | 5985 | 6150 | 6229 | 6269 | 6095 | 6507 | 5759 | 6371 | ↑ +16% |
| Oil and Gas/Power/Infrastructure/Energy | 632 | 642 | 641 | 617 | 581 | 648 | 679 | 754 | 743 | 722 | 768 | 704 | 755 | ↑ +19% |
| Pharma/Biotech/Clinical Research | 2036 | 2094 | 2332 | 2072 | 2048 | 2161 | 2145 | 2409 | 2286 | 2290 | 2471 | 2314 | 2560 | ↑ +26% |
| Real Estate/Property | 3427 | 3667 | 4521 | 3430 | 3257 | 3633 | 3744 | 3932 | 3873 | 3798 | 4070 | 3720 | 4200 | ↑ +23% |
| Retail | 1438 | 1541 | 1642 | 1535 | 1474 | 1597 | 1506 | 1605 | 1637 | 1625 | 1736 | 1608 | 1694 | ↑ +18% |
| Telecom/ISP | 459 | 547 | 499 | 472 | 474 | 458 | 428 | 510 | 441 | 458 | 508 | 463 | 498 | ↑ +9% |

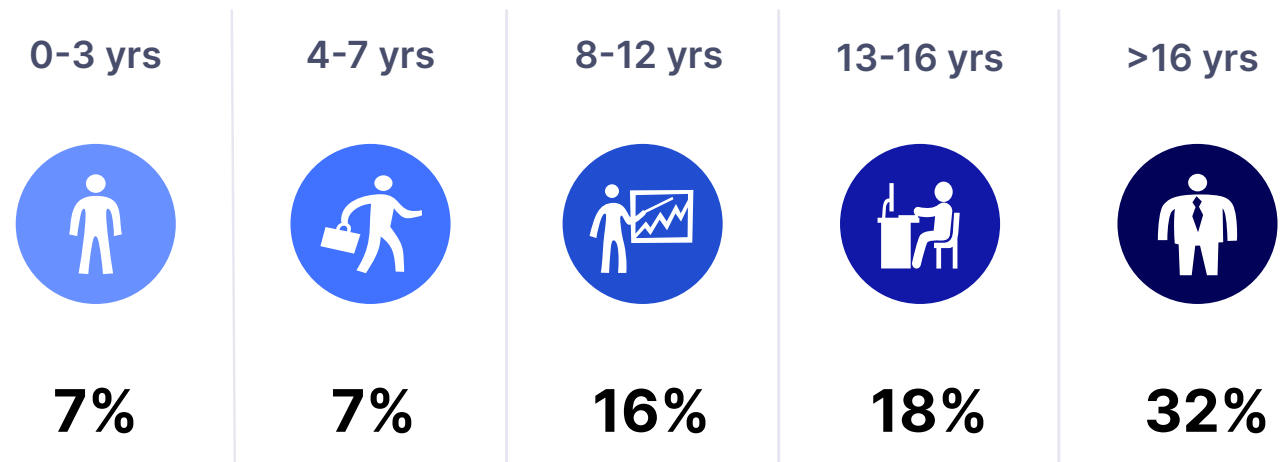
HIRING TRENDS ACROSS CITIES

Gujarat continued to lead the pack with Rajkot, Jamnagar and Baroda recording 39%, 38% and 25% growth respectively. Hyderabad emerged as a key hub for job creation across multiple key industries, including Hospitality (76%), Insurance (71%), BPO (52%) and Oil & Gas (44%).



Growth Trends: July'24 vs July'23

HIRING TRENDS BY EXPERIENCE LEVEL



↑ 7%

increase in job opportunities for professionals with experience of 0-3 and 4-7 years, compared to July'23

↑ 32%

growth in hiring for 16+ years of experience in July'24 vs July'23

Growth Trends: July'24 vs July'23

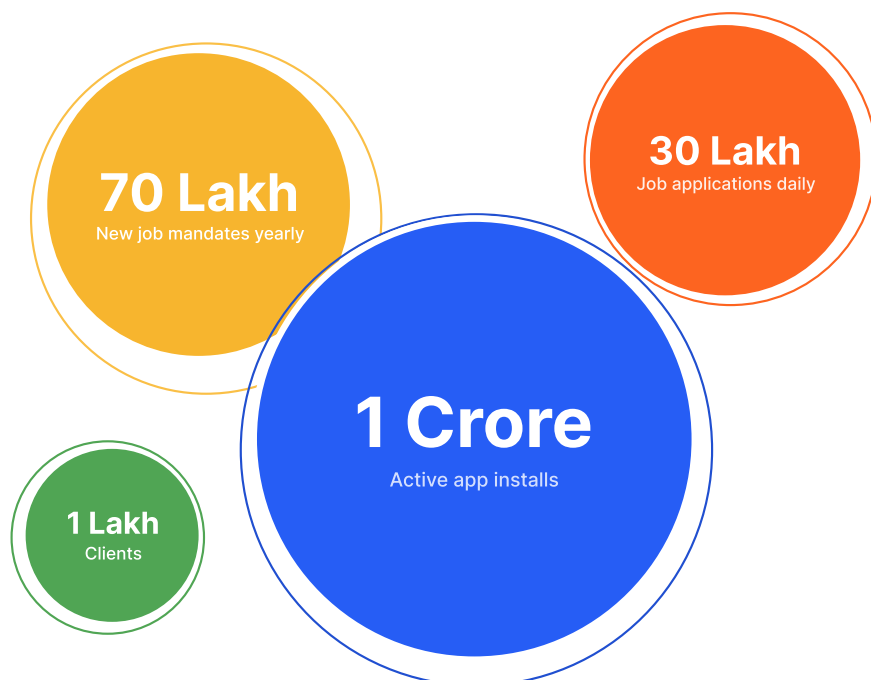
| Exp Bucket | Jul'23 | Aug'23 | Sep'23 | Oct'23 | Nov'23 | Dec'23 | Jan'23 | Feb'24 | Mar'24 | Apr'24 | May'24 | Jun'24 | Jul'24 | Y-O-Y Growth% |
|------------|--------|--------|--------|--------|--------|--------|--------|--------|--------|--------|--------|--------|--------|---------------|
| 0-3 yrs | 2672 | 2769 | 2933 | 2642 | 2484 | 2618 | 2621 | 2822 | 2788 | 2783 | 2891 | 2619 | 2869 | ↑7% |
| 4-7 yrs | 2516 | 2567 | 2717 | 2361 | 2282 | 2316 | 2339 | 2624 | 2482 | 2471 | 2607 | 2420 | 2688 | ↑7% |
| 8-12 yrs | 2507 | 2633 | 2861 | 2431 | 2343 | 2366 | 2374 | 2797 | 2655 | 2619 | 2807 | 2590 | 2920 | ↑16% |
| 13-16 yrs | 2271 | 2372 | 2421 | 2227 | 2116 | 2195 | 2196 | 2523 | 2412 | 2407 | 2570 | 2379 | 2671 | ↑18% |
| 16+ yrs | 2276 | 2457 | 2522 | 2361 | 2247 | 2357 | 2429 | 2744 | 2640 | 2690 | 2893 | 2687 | 2994 | ↑32% |

METHODOLOGY

The Naukri JobSpeak is a monthly Index representing the state of the Indian job market & hiring activity based on new job listings and job-related searches by recruiters on the resume database of Naukri.com. The JobSpeak Index captures hiring activity across multiple dimensions, including industries, cities, functional areas, and experience bands. July 2008 is the base month with an index value of 1,000, and the subsequent monthly index values are compared with the data for July 2008.

The Index is a highly robust and reliable indicator of white-collar hiring in India. It is aggregated based on the hiring activity of over 100,000 clients with over 70 Lakh new job mandates yearly. The report does not cover gig employment, hyperlocal hiring, or campus placement. Over an extended period, JobSpeak could be impacted by factors like internet penetration and Naukri's market share.

*Index now includes job-related searches on Naukri's resume database, which helps generate statistically significant data at a more granular level.



ABOUT NAUKRI

Naukri, India's No. 1 job site and the flagship brand of Info Edge introduced the concept of e-recruitment in India. Since its inception in 1997, Naukri.com has continuously grown while outperforming its competitors in every sphere. Info Edge was the first internet company to be listed in India. As the market leader, the brand has enjoyed the highest awareness and market share amongst job seekers and recruiters for over two decades. It has become synonymous with the jobs category.

The platform has over 1 Crore active app installs and receives over 3 Million job applications daily. It provides hiring-related services to corporates, recruiters, placement agencies, and job seekers in India & overseas.

It offers multiple products like Resume Database Access, listings, Branding, and response management tools. With more than 70 lakh new job mandates every year and over 9 Crore jobseekers, the brand serves over 100,000 unique clients through its 63 offices in 56 cities in India.

ANNEXURE INDUSTRY DATA

| Industry | Jul'23 | Aug'23 | Sep'23 | Oct'23 | Nov'23 | Dec'23 | Jan'23 | Feb'24 | Mar'24 | Apr'24 | May'24 | Jun'24 | Jul'24 | Y-O-Y Growth% |
|---|--------|--------|--------|--------|--------|--------|--------|--------|--------|--------|--------|--------|--------|---------------|
| Accounting/Finance | 3303 | 3638 | 3119 | 4989 | 4712 | 4735 | 4989 | 5535 | 5440 | 5792 | 5422 | 5198 | 6036 | ↑ +83% |
| Advertising/PR/MR/Events | 4014 | 4458 | 3839 | 4380 | 4477 | 4423 | 4368 | 4819 | 4449 | 4352 | 4595 | 4226 | 4505 | ↑ +12% |
| Agriculture/Dairy | 1260 | 1260 | 1260 | 1219 | 1012 | 1087 | 1168 | 1224 | 1080 | 1210 | 1292 | 1048 | 1171 | ↓ -7% |
| Architecture/Interior Designing | 2612 | 2596 | 2557 | 2512 | 2368 | 2314 | 2707 | 2951 | 2856 | 3179 | 3150 | 2669 | 2796 | ↑ +7% |
| Auto/Auto Ancillary | 1193 | 1173 | 1270 | 1188 | 1114 | 1195 | 1158 | 1323 | 1232 | 1294 | 1324 | 1274 | 1356 | ↑ +14% |
| Banking/Financial Services/Broking | 3261 | 3533 | 4817 | 4014 | 3989 | 3876 | 3916 | 4260 | 3858 | 3890 | 4214 | 3705 | 4152 | ↑ +27% |
| BPO/ITES | 2036 | 2085 | 1952 | 2179 | 2054 | 1872 | 1939 | 2157 | 2264 | 2181 | 2195 | 1961 | 2157 | ↑ +6% |
| Chemicals/PetroChemical/Plastic/Rubber | 1499 | 1549 | 1559 | 1558 | 1407 | 1651 | 1640 | 1677 | 1694 | 1763 | 1831 | 1742 | 1940 | ↑ +29% |
| Construction/Engineering/Cement/Metals | 1013 | 1066 | 1047 | 1043 | 1010 | 1056 | 1126 | 1198 | 1178 | 1155 | 1208 | 1181 | 1256 | ↑ +24% |
| Consumer Durables | 772 | 754 | 738 | 795 | 789 | 815 | 815 | 816 | 823 | 852 | 918 | 840 | 1009 | ↑ +31% |
| Courier/Transportation/Freight | 2777 | 2961 | 2661 | 2500 | 2238 | 2475 | 2425 | 2663 | 2700 | 2431 | 2729 | 2679 | 2937 | ↑ +6% |
| Defence/Government | 6796 | 7529 | 7539 | 8049 | 7951 | 7119 | 6692 | 8923 | 7599 | 7289 | 8463 | 7897 | 8121 | ↑ +20% |
| Education/Teaching/Training | 4561 | 4773 | 4772 | 4274 | 4145 | 4614 | 4730 | 4991 | 5146 | 4644 | 4842 | 4550 | 4750 | ↑ +4% |
| Export/Import | 1224 | 1300 | 1204 | 1092 | 1036 | 1285 | 1219 | 1298 | 1281 | 1258 | 1307 | 1164 | 1311 | ↑ +7% |
| Fertilizers/Pesticides | 5373 | 5057 | 5165 | 6758 | 5567 | 5508 | 5580 | 6574 | 6018 | 6685 | 6194 | 5605 | 6874 | ↑ +28% |
| FMCG/Foods/Beverage | 1694 | 1769 | 1683 | 1838 | 1782 | 1942 | 1925 | 2088 | 2016 | 2133 | 2196 | 2011 | 2136 | ↑ +26% |
| Gems & Jewellery | 5956 | 6176 | 6251 | 5909 | 5429 | 6078 | 5846 | 6426 | 6305 | 6242 | 5720 | 6269 | 6248 | ↑ +5% |
| Hotels/Restaurants/Airlines/Travel | 1519 | 1736 | 2025 | 1675 | 1581 | 1639 | 1620 | 1662 | 1801 | 1877 | 1872 | 1642 | 1695 | ↑ +12% |
| Industrial Products/Heavy Machinery | 1377 | 1466 | 1387 | 1352 | 1341 | 1449 | 1416 | 1632 | 1552 | 1557 | 1678 | 1582 | 1649 | ↑ +20% |
| Insurance | 1775 | 1779 | 2387 | 2627 | 2386 | 2378 | 2295 | 2745 | 2514 | 2361 | 2450 | 2106 | 2519 | ↑ +42% |
| IT-Hardware & Networking | 581 | 636 | 557 | 551 | 492 | 493 | 566 | 640 | 564 | 552 | 616 | 617 | 670 | ↑ +15% |
| IT-Software/Software Services | 3187 | 3278 | 2989 | 3302 | 3349 | 3210 | 3233 | 3748 | 3501 | 3456 | 3630 | 3341 | 3713 | ↑ +17% |
| Legal | 5071 | 5263 | 5357 | 6011 | 4825 | 5381 | 4839 | 6389 | 5980 | 5619 | 6218 | 5229 | 6009 | ↑ +19% |
| Media/Dotcom/Entertainment | 426 | 397 | 438 | 385 | 389 | 441 | 386 | 456 | 438 | 477 | 476 | 424 | 528 | ↑ +24% |
| Medical/Healthcare/Hospital | 5500 | 5758 | 6456 | 5957 | 5686 | 5985 | 6150 | 6229 | 6269 | 6095 | 6507 | 5759 | 6371 | ↑ +16% |
| NGO/Social Services | 3104 | 3541 | 3175 | 3536 | 3747 | 3457 | 3651 | 4483 | 3995 | 4119 | 4158 | 4259 | 4422 | ↑ +42% |
| Office Equipment/Automation | 3778 | 3905 | 3839 | 3536 | 3511 | 3809 | 3789 | 4212 | 4102 | 4069 | 4115 | 4082 | 4197 | ↑ +11% |
| Oil and Gas/Power/Infrastructure/Energy | 632 | 642 | 641 | 617 | 581 | 648 | 679 | 754 | 743 | 722 | 768 | 704 | 755 | ↑ +19% |
| Pharma/Biotech/Clinical Research | 2036 | 2094 | 2332 | 2072 | 2048 | 2161 | 2145 | 2409 | 2286 | 2290 | 2471 | 2314 | 2560 | ↑ +26% |
| Printing/Packaging | 1260 | 1250 | 1200 | 1204 | 1110 | 1180 | 1148 | 1220 | 1262 | 1366 | 1288 | 1350 | 1449 | ↑ +15% |
| Real Estate/Property | 3427 | 3667 | 4521 | 3430 | 3257 | 3633 | 3744 | 3932 | 3873 | 3798 | 4070 | 3720 | 4200 | ↑ +23% |
| Recruitment | 1744 | 1151 | 896 | 648 | 662 | 685 | 675 | 772 | 724 | 764 | 850 | 723 | 697 | ↓ -60% |
| Retail | 1438 | 1541 | 1642 | 1535 | 1474 | 1597 | 1506 | 1605 | 1637 | 1625 | 1736 | 1608 | 1694 | ↑ +18% |
| Security/Law Enforcement | 1784 | 1563 | 1662 | 1434 | 1389 | 1438 | 1250 | 1406 | 1601 | 1406 | 1471 | 1351 | 1422 | ↓ -20% |
| Semiconductors/Electronics | 5067 | 5096 | 4797 | 4359 | 4158 | 4769 | 4696 | 5171 | 5016 | 5124 | 5390 | 5156 | 5503 | ↑ +9% |
| Shipping/Marine | 895 | 949 | 832 | 895 | 861 | 893 | 928 | 1010 | 938 | 1068 | 1036 | 986 | 1175 | ↑ +31% |
| Telcom/ISP | 459 | 547 | 499 | 472 | 474 | 458 | 428 | 510 | 441 | 458 | 508 | 463 | 498 | ↑ +9% |
| Textiles/Garments/Accessories | 1837 | 1997 | 1941 | 1995 | 1939 | 2292 | 2100 | 2195 | 2367 | 2431 | 2438 | 2307 | 2439 | ↑ +33% |

ANNEXURE INDUSTRY DATA

| Industry | Jul'23 | Aug'23 | Sep'23 | Oct'23 | Nov'23 | Dec'23 | Jan'23 | Feb'24 | Mar'24 | Apr'24 | May'24 | Jun'24 | Jul'24 | Y-O-Y Growth% |
|---------------------------------------|--------|--------|--------|--------|--------|--------|--------|--------|--------|--------|--------|--------|--------|---------------|
| Animation | 1128 | 886 | 749 | 754 | 639 | 755 | 667 | 795 | 669 | 724 | 774 | 763 | 784 | ↓ -31% |
| Aviation / Aerospace Firms | 1277 | 1106 | 1193 | 933 | 914 | 924 | 835 | 1039 | 954 | 1166 | 1220 | 1072 | 1444 | ↑ +13% |
| Electricals / Switchgears | 1556 | 1535 | 1562 | 1494 | 1534 | 1676 | 1709 | 1800 | 1895 | 1812 | 1913 | 1770 | 1954 | ↓ +26% |
| Facility Management | 1078 | 1179 | 1088 | 1083 | 1027 | 1144 | 1212 | 1324 | 1284 | 1351 | 1404 | 1352 | 1322 | ↑ +23% |
| Food Processing | 1246 | 1304 | 1332 | 1345 | 1266 | 1340 | 1337 | 1450 | 1359 | 1477 | 1451 | 1396 | 1552 | ↑ +25% |
| Internet/Ecommerce | 880 | 862 | 840 | 1014 | 971 | 964 | 895 | 974 | 932 | 932 | 965 | 877 | 988 | ↑ +12% |
| KPO / Research /Analytics | 909 | 938 | 977 | 901 | 897 | 865 | 918 | 1127 | 1005 | 1036 | 1071 | 953 | 1013 | ↑ +11% |
| Medical Devices / Equipments | 1217 | 1343 | 1225 | 1311 | 1195 | 1445 | 1347 | 1353 | 1368 | 1329 | 1471 | 1376 | 1504 | ↑ +23% |
| Mining | 1327 | 1386 | 1505 | 1448 | 1327 | 1550 | 1488 | 1534 | 1506 | 1510 | 1768 | 1568 | 1742 | ↑ +31% |
| Other | 1259 | 1275 | 1183 | 1112 | 1085 | 1086 | 1128 | 1243 | 1172 | 1206 | 1317 | 1286 | 1331 | ↑ +6% |
| Publishing | 1129 | 1155 | 990 | 1126 | 1100 | 1174 | 1129 | 1364 | 1269 | 1271 | 1463 | 1321 | 1453 | ↑ +29% |
| Steel | 1455 | 1513 | 1454 | 1435 | 1440 | 1483 | 1515 | 1639 | 1575 | 1749 | 1583 | 1539 | 1736 | ↑ +19% |
| Strategy /Management Consulting Firms | 1016 | 917 | 924 | 1011 | 961 | 1004 | 1144 | 1221 | 1168 | 1141 | 1213 | 1154 | 1274 | ↑ +25% |
| Water Treatment / Waste Management | 1232 | 1384 | 1379 | 1217 | 1174 | 1202 | 1156 | 1209 | 1262 | 1535 | 1519 | 1323 | 1545 | ↑ +25% |
| Wellness / Fitness / Sports / Beauty | 1115 | 1098 | 1157 | 1150 | 990 | 1091 | 1151 | 1233 | 1292 | 1236 | 1296 | 1239 | 1354 | ↑ +21% |

ANNEXURE CITY DATA

| City | Jul'23 | Aug'23 | Sep'23 | Oct'23 | Nov'23 | Dec'23 | Jan'23 | Feb'24 | Mar'24 | Apr'24 | May'24 | Jun'24 | Jul'24 | Y-O-Y Growth% |
|--------------------------------------|--------|--------|--------|--------|--------|--------|--------|--------|--------|--------|--------|--------|--------|---------------|
| Ahmedabad | 5335 | 5531 | 5981 | 5532 | 4757 | 5817 | 5578 | 6266 | 5832 | 5965 | 6248 | 5772 | 6409 | ↑ +20% |
| Bangalore/Bengaluru | 2660 | 2730 | 2564 | 2576 | 2511 | 2429 | 2437 | 2917 | 2705 | 2652 | 2876 | 2684 | 3031 | ↑ +14% |
| Chandigarh | 1819 | 1946 | 2091 | 1727 | 1595 | 1724 | 1783 | 1794 | 1740 | 1801 | 1880 | 1751 | 1934 | ↑ +6% |
| Chennai | 1927 | 1983 | 1843 | 1817 | 1856 | 1769 | 1819 | 2206 | 2063 | 2048 | 2187 | 1992 | 2248 | ↑ +17% |
| Coimbatore | 3083 | 3122 | 3167 | 2698 | 2702 | 2700 | 2620 | 3292 | 3137 | 3011 | 3189 | 2860 | 3285 | ↑ +7% |
| Delhi / NCR | 2457 | 2613 | 2670 | 2558 | 2375 | 2572 | 2544 | 2814 | 2744 | 2744 | 2952 | 2612 | 2965 | ↑ +21% |
| Hyderabad/Secunderabad | 2945 | 3009 | 2895 | 2951 | 2967 | 2777 | 2895 | 3405 | 3211 | 3145 | 3399 | 3142 | 3501 | ↑ +19% |
| Jaipur | 4446 | 4844 | 4823 | 4280 | 4009 | 4642 | 4208 | 4839 | 4692 | 4892 | 4852 | 4276 | 5094 | ↑ +15% |
| Kochi/Cochin | 3532 | 3431 | 3212 | 3460 | 3973 | 3622 | 3390 | 3908 | 3654 | 3494 | 3654 | 3574 | 4006 | ↑ +13% |
| Kolkata | 3132 | 3152 | 2967 | 2857 | 3032 | 3156 | 3115 | 3323 | 3236 | 3335 | 3577 | 3251 | 3710 | ↑ +18% |
| Mumbai | 2039 | 2112 | 2191 | 1998 | 1883 | 2049 | 2079 | 2258 | 2154 | 2180 | 2253 | 2103 | 2327 | ↑ +14% |
| Pune | 3272 | 3382 | 3157 | 3147 | 3071 | 3218 | 3151 | 3632 | 3471 | 3550 | 3791 | 3481 | 3967 | ↑ +21% |
| Vadodara/Baroda | 2933 | 2992 | 3013 | 3442 | 2858 | 3502 | 3213 | 3467 | 3427 | 3436 | 3513 | 3324 | 3662 | ↑ +25% |
| Agra | 1281 | 1270 | 1296 | 1330 | 1112 | 1275 | 1235 | 1289 | 1388 | 1321 | 1358 | 1271 | 1439 | ↑ +12% |
| Allahabad/Prayagraj | 915 | 864 | 830 | 1052 | 962 | 983 | 1130 | 1083 | 1031 | 1114 | 1204 | 995 | 1142 | ↑ +25% |
| Amritsar | 1466 | 1413 | 1324 | 1353 | 1182 | 1223 | 1223 | 1279 | 1161 | 1309 | 1293 | 1208 | 1225 | ↓ -16% |
| Aurangabad | 1144 | 1193 | 1122 | 1142 | 1054 | 1168 | 1118 | 1138 | 1145 | 1206 | 1153 | 1143 | 1215 | ↑ +6% |
| Bareilly | 1236 | 1143 | 1047 | 1020 | 985 | 1005 | 1040 | 1276 | 1429 | 1178 | 1366 | 1072 | 1431 | ↑ +16% |
| Bharuch | 1227 | 1239 | 1147 | 1194 | 1006 | 1267 | 1205 | 1275 | 1311 | 1327 | 1335 | 1240 | 1382 | ↑ +13% |
| Bhopal | 1296 | 1275 | 1124 | 1136 | 1121 | 1241 | 1215 | 1207 | 1251 | 1296 | 1416 | 1367 | 1377 | ↑ +6% |
| Bhubaneswar | 1069 | 986 | 939 | 907 | 943 | 993 | 1078 | 1071 | 1141 | 1144 | 1301 | 1039 | 1245 | ↑ +16% |
| Calicut/Kozhikode | 856 | 844 | 788 | 951 | 1146 | 1015 | 1045 | 968 | 1010 | 884 | 982 | 918 | 1033 | ↑ +21% |
| Cannanore/Kannur | 776 | 818 | 692 | 922 | 1079 | 950 | 943 | 872 | 973 | 842 | 872 | 897 | 904 | ↑ +16% |
| Dadra & Nagar Haveli and Daman & Diu | 1377 | 1297 | 1344 | 1382 | 1176 | 1382 | 1310 | 1372 | 1378 | 1419 | 1564 | 1409 | 1442 | ↑ +5% |
| Dehradun | 1322 | 1447 | 1396 | 1308 | 1208 | 1335 | 1289 | 1497 | 1498 | 1391 | 1533 | 1414 | 1538 | ↑ +16% |
| Gandhinagar | 1366 | 1394 | 1308 | 1311 | 1047 | 1433 | 1401 | 1552 | 1487 | 1529 | 1566 | 1397 | 1582 | ↑ +16% |
| Guwahati | 1052 | 1090 | 1093 | 1117 | 1087 | 1137 | 1236 | 1184 | 1273 | 1145 | 1245 | 1105 | 1154 | ↑ +10% |
| Gwalior | 1448 | 1193 | 1302 | 1129 | 1098 | 1340 | 1146 | 1191 | 1295 | 1244 | 1354 | 1273 | 1369 | ↓ -5% |
| Haridwar | 1596 | 1738 | 1726 | 1606 | 1490 | 1801 | 1845 | 1710 | 1680 | 1710 | 1957 | 1758 | 1927 | ↑ +21% |
| Hubli | 1278 | 1111 | 1184 | 1262 | 1211 | 1446 | 1172 | 1383 | 1352 | 1302 | 1451 | 1274 | 1540 | ↑ +21% |
| Indore | 1169 | 1122 | 1053 | 1064 | 1007 | 1162 | 1115 | 1300 | 1268 | 1282 | 1408 | 1300 | 1343 | ↑ +15% |
| Jabalpur | 1082 | 1121 | 922 | 981 | 979 | 1168 | 1113 | 1119 | 1207 | 1293 | 1257 | 1274 | 1247 | ↑ +15% |
| Jammu | 1291 | 1517 | 1423 | 1340 | 1165 | 1288 | 1285 | 1490 | 1346 | 1144 | 1388 | 1268 | 1376 | ↑ +7% |
| Jamnagar | 1226 | 1428 | 1371 | 1592 | 1486 | 1451 | 1626 | 1326 | 1479 | 1701 | 1566 | 1542 | 1693 | ↑ +38% |
| Jamshedpur | 1226 | 1413 | 1280 | 1162 | 1274 | 1209 | 1243 | 1161 | 1279 | 1312 | 1466 | 1173 | 1351 | ↑ +10% |
| Jodhpur | 1342 | 1304 | 1188 | 1353 | 1230 | 1459 | 1184 | 1505 | 1620 | 1613 | 1638 | 1650 | 1592 | ↑ +19% |
| Kanpur | 1392 | 1419 | 1312 | 1168 | 1181 | 1380 | 1294 | 1284 | 1360 | 1367 | 1464 | 1332 | 1430 | ↑ +3% |
| Kolhapur | 1065 | 971 | 902 | 873 | 834 | 988 | 890 | 901 | 967 | 896 | 929 | 887 | 878 | ↓ -18% |

ANNEXURE CITY DATA

| City | Jul'23 | Aug'23 | Sep'23 | Oct'23 | Nov'23 | Dec'23 | Jan'23 | Feb'24 | Mar'24 | Apr'24 | May'24 | Jun'24 | Jul'24 | Y-O-Y Growth% |
|-------------------------------|--------|--------|--------|--------|--------|--------|--------|--------|--------|--------|--------|--------|--------|---------------|
| Kollam/Quilon | 806 | 822 | 698 | 988 | 1049 | 742 | 915 | 995 | 952 | 895 | 978 | 765 | 1006 | ↑ 25% |
| Kota | 1106 | 1180 | 1130 | 1126 | 928 | 1158 | 1308 | 1264 | 1085 | 1307 | 1329 | 1295 | 1268 | ↑ +15% |
| Lucknow | 1148 | 1182 | 1064 | 1179 | 1154 | 1304 | 1284 | 1382 | 1341 | 1357 | 1436 | 1300 | 1478 | ↑ +29% |
| Ludhiana | 1425 | 1451 | 1359 | 1255 | 1149 | 1287 | 1172 | 1314 | 1225 | 1353 | 1362 | 1251 | 1420 | 0% |
| Madurai | 1099 | 1110 | 1043 | 936 | 1030 | 1029 | 1032 | 1204 | 1140 | 1094 | 1160 | 1112 | 1313 | ↑ +19% |
| Mangaluru/Mangalore | 898 | 872 | 866 | 855 | 1009 | 927 | 960 | 1052 | 1060 | 994 | 943 | 963 | 1068 | ↑ +19% |
| Mysore/Mysuru | 1025 | 1180 | 1009 | 972 | 1081 | 942 | 1039 | 1231 | 1152 | 1202 | 1324 | 1159 | 1228 | ↑ +20% |
| Nagpur | 1018 | 967 | 872 | 907 | 829 | 912 | 894 | 986 | 945 | 955 | 1002 | 876 | 963 | ↓ -5% |
| Nasik/Nashik | 1115 | 1050 | 1022 | 1128 | 1105 | 1220 | 1166 | 1258 | 1243 | 1206 | 1252 | 1182 | 1268 | ↑ +14% |
| Nellore | 1467 | 1210 | 1068 | 1217 | 1208 | 1150 | 1124 | 1437 | 1182 | 1289 | 1248 | 1321 | 1282 | ↓ -13% |
| Patna | 1193 | 1268 | 1117 | 1017 | 1133 | 1278 | 1241 | 1248 | 1306 | 1253 | 1285 | 1246 | 1363 | ↑ +14% |
| Pondicherry/Puducherry | 1109 | 1223 | 1109 | 1099 | 1147 | 868 | 862 | 1013 | 959 | 961 | 1038 | 866 | 982 | ↓ -11% |
| Raipur | 1325 | 1319 | 1362 | 1460 | 1199 | 1478 | 1596 | 1540 | 1566 | 1636 | 1770 | 1586 | 1695 | ↑ +28% |
| Rajkot | 1189 | 1302 | 1128 | 1481 | 1185 | 1477 | 1418 | 1577 | 1543 | 1553 | 1585 | 1534 | 1656 | ↑ +39% |
| Ranchi | 1615 | 1436 | 1442 | 1293 | 1173 | 1318 | 1431 | 1431 | 1308 | 1416 | 1462 | 1292 | 1546 | ↓ -4% |
| Salem | 1188 | 1243 | 1036 | 1042 | 1186 | 1251 | 1228 | 1441 | 1332 | 1177 | 1421 | 1301 | 1433 | ↓ 21% |
| Siliguri | 1013 | 1088 | 1167 | 1098 | 1146 | 1167 | 1268 | 1154 | 1223 | 1159 | 1233 | 1283 | 1214 | ↑ 12% |
| Surat | 1233 | 1285 | 1204 | 1372 | 1191 | 1520 | 1496 | 1609 | 1486 | 1481 | 1572 | 1434 | 1537 | ↑ 25% |
| Tiruchirapalli/Trichy | 1038 | 1051 | 1056 | 1015 | 1097 | 925 | 922 | 1000 | 1039 | 974 | 1004 | 893 | 1039 | 0% |
| Tirupati | 1375 | 1194 | 1138 | 1099 | 1191 | 1133 | 1113 | 1236 | 1221 | 1224 | 1188 | 1242 | 1263 | ↓ -8% |
| Trivandrum/Thiruvananthapuram | 646 | 664 | 514 | 640 | 659 | 555 | 581 | 622 | 596 | 535 | 582 | 540 | 670 | ↑ 4% |
| Udaipur | 1101 | 1128 | 1015 | 1078 | 987 | 1309 | 1123 | 1261 | 1308 | 1277 | 1463 | 1285 | 1389 | ↑ 26% |
| Varanasi/Benaras | 1049 | 1074 | 924 | 1308 | 1370 | 1318 | 1453 | 1417 | 1430 | 1414 | 1545 | 1214 | 1367 | ↑ 30% |
| Vellore | 1101 | 1233 | 1165 | 954 | 1075 | 1166 | 1141 | 1239 | 1173 | 1077 | 1257 | 1202 | 1396 | ↑ 27% |
| Vijayawada | 1232 | 1149 | 1043 | 965 | 1053 | 997 | 1022 | 1211 | 1105 | 1067 | 1118 | 1074 | 1213 | ↓ -2% |
| Visakhapatnam/Vizag | 869 | 857 | 758 | 946 | 914 | 812 | 835 | 967 | 893 | 911 | 963 | 891 | 1013 | ↑ 17% |